


National Child Day Poster Activity Guide

Age Level: Kindergarten - Grade 3



November 20th marks National Child Day in Canada! A time to learn about the United Nations Convention on the Rights of the Child!

We have put together this activity guide to give you some ideas on how to help students learn about the Convention. We encourage you to take these ideas and build on them to engage children and youth more deeply in learning about children's rights and the Convention. For more information, we've included a link to the National Child Day website which offers other ideas to help you plan even more activities. This is an exciting time of year and we hope you take the time to celebrate!



Activity One: Colour the Poster!

What you're going to need


- ◆ The National Child Day Colouring Poster.
- ◆ Markers, pencil crayons, crayons, sparkle glue and other craft supplies.

What you're going to do

- ◆ Colour in the poster – be creative!

Other ideas for the activity

- ◆ Have a colouring contest in your classroom or within your grade level.
- ◆ Blow up the poster to make it really big, and have the class colour it in groups.
- ◆ Find the following items on the poster: Children (6), Adults (1), Books (4), Kites (1), Apple (1), Basketball (1).



Activity Two: Needs & Wants

What you're going to need

- ◆ The National Child Day Colouring Poster.
- ◆ Pencils, paper, construction paper, glue and other craft supplies.

What you're going to do

- ◆ Lead a discussion about “wants” and “needs” with your students. What is a want? What is a need? Ask the students questions such as “What is something you want for your birthday?” “What do you think is something you need?” The idea is to help the students understand the difference.
- ◆ In group or pairs, have half of the class colour all the things they think the children in the poster want, and the other half of the class colour all the things they think the children need.
- ◆ Have a discussion on how the colouring went. During the discussion, help the students define what a right is.



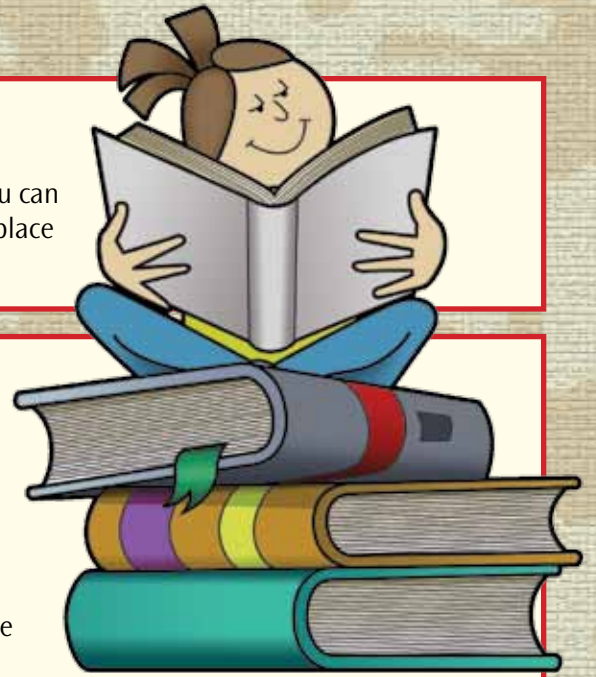
Government
of Canada

Gouvernement
du Canada

Canada

Other ideas

- ◆ Blow up the poster and cut out the various items that are drawn (you can even colour and laminate the pieces) and have children physically place the items in the categories of wants and needs.



Activity Three: Story Time

What you're going to need

- ◆ The National Child Day Colouring Poster.
- ◆ Pencil and paper to write a story.

What you're going to do

- ◆ As a class activity, make up a story based on the poster. What are the people on the poster doing that might be related to rights?

Other ideas

- ◆ The class can be split into groups and each group can tell a short story about one of the kids from the poster!

MORE ACTIVITIES TO CHECK OUT!

National Child Day Activities

<http://www.phac-aspc.gc.ca/ncd-jne/kids-eng.php>

© Her Majesty the Queen in Right of Canada, 2010

