

# Burden of Injury

EACH YEAR, INJURIES IN CANADA RESULT IN:



+13,000

DEATHS



200,000

HOSPITAL STAYS



3 million

VISITS TO  
EMERGENCY ROOMS



60,000

DISABILITIES

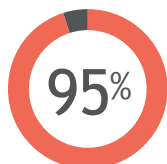
\$19.8 billion

TOTAL ECONOMIC BURDEN

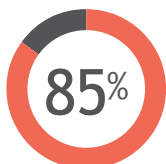
(PARACHUTE)

## SENIORS FALLS

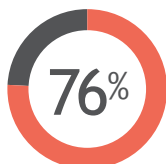
FALLS ARE THE LEADING CAUSE  
OF INJURY AMONG CANADIANS 65+.  
FALLS ARE RESPONSIBLE FOR:



OF ALL HIP  
FRACTURES



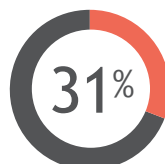
OF INJURY-RELATED  
HOSPITALIZATIONS



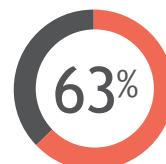
OF ALL HEAD  
INJURIES

## SPORT AND RECREATION

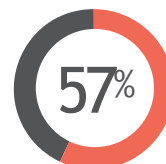
MORE THAN 40% OF CHILD AND YOUTH  
INJURIES TREATED IN EMERGENCY DEPARTMENTS  
ARE SPORTS AND RECREATION RELATED:



AGED  
5-9 YRS



AGED  
10-14 YRS



AGED  
15-19 YRS

## MOTOR VEHICLE

MOTOR VEHICLE TRAFFIC COLLISIONS  
ARE THE LEADING CAUSE OF DEATH  
AMONG CANADIANS UNDER 25 YRS OF AGE



2,400

PEOPLE IN CANADA DIED IN A MOTOR  
VEHICLE TRAFFIC COLLISION IN 2008

## FAMILY VIOLENCE

25%

FAMILY VIOLENCE ACCOUNTS FOR ABOUT 25% OF ALL  
POLICE-REPORTED VIOLENT CRIME IN CANADA



3x

ABORIGINAL WOMEN  
ARE 3X MORE LIKELY  
TO EXPERIENCE  
DOMESTIC VIOLENCE



55,000

CHILDREN AND YOUTH  
WERE VICTIMS OF SEXUAL  
OR PHYSICAL ABUSE  
IN 2009

(STATSCAN)

## SUICIDE AND SELF-HARM



NUMBER OF PEOPLE THAT DIE IN CANADA  
EACH YEAR BY SUICIDE

16,000

IN 2009/10, THERE WERE APPROXIMATELY 16,000 HOSPITALIZATIONS  
FOR SELF-INFLICTED INJURIES FOR CANADIANS OF ALL AGES

(STATSCAN)