

Table 1/Tableau 1
 Respiratory Virus Detections/Isolations for the week ending January 30, 2010 (Reporting Week 201004)
 Détection/isolement de virus des voies respiratoires pour la semaine se terminant le 30 janvier, 2010 (Code hebdomadaire 201004)

| Reporting Laboratory Laboratoire rapporteur | Flu/Grippe Test | Flu/Grippe AH1 Pos.Sw. | Flu/Grippe AH1 Pos. | Flu/Grippe AH3 Pos. | Flu/Grippe A Pos.(all) | Flu/Grippe B Pos. | R.S.V. Test | R.S.V. Pos. | PIV Test | PIV 1 Pos. | PIV 2 Pos. | PIV 3 Pos. | PIV 4 Pos. | Other/Autre PIV Pos. | Adeno Test | Adeno Pos. | hMPV Test | hMPV Pos. |
|------------------------------------------------|--------------------|---------------------------|------------------------|------------------------|---------------------------|----------------------|----------------|----------------|-------------|---------------|---------------|---------------|---------------|-------------------------|---------------|---------------|--------------|--------------|
| Newfoundland./Terre-Neuve | 23 | 0 | 0 | 0 | 0 | 0 | 17 | 1 | 13 | 1 | 0 | 0 | 0 | 0 | 9 | 0 | 0 | 0 |
| Prince Edward Island./ Île-du-Prince-Édouard | 9 | 0 | 0 | 0 | 0 | 0 | 1 | 0 | 0 | 0 | 0 | 0 | 0 | 0 | 0 | 0 | 0 | 0 |
| Nova Scotia/Nouvelle-Écosse | 38 | 0 | 0 | 0 | 1 | 0 | 35 | 6 | 9 | 0 | 0 | 0 | 0 | 0 | 9 | 0 | 0 | 0 |
| New Brunswick/Nouveau-Brunswick | 21 | 0 | 0 | 0 | 0 | 0 | 4 | 0 | 13 | 0 | 0 | 0 | 0 | 0 | 13 | 0 | 0 | 0 |
| Atlantic/Atlantique | 91 | 0 | 0 | 0 | 1 | 0 | 57 | 7 | 35 | 1 | 0 | 0 | 0 | 0 | 31 | 0 | 0 | 0 |
| Région Nord-Est | 0 | 0 | 0 | 0 | 0 | 0 | 29 | 11 | 0 | 0 | 0 | 0 | 0 | 0 | 0 | 0 | 0 | 0 |
| Québec-Chaudière-Appalaches | 0 | 0 | 0 | 0 | 0 | 0 | 154 | 53 | 87 | 3 | 0 | 0 | 1 | 0 | 88 | 3 | 62 | 1 |
| Centre-du-Québec | 0 | 0 | 0 | 0 | 0 | 0 | 93 | 33 | 8 | 0 | 0 | 0 | 0 | 0 | 9 | 2 | 0 | 0 |
| Montréal-Laval | 0 | 0 | 0 | 0 | 0 | 0 | 345 | 90 | 276 | 1 | 1 | 0 | 0 | 0 | 284 | 9 | 142 | 11 |
| Ouest du Québec | 0 | 0 | 0 | 0 | 0 | 0 | 54 | 35 | 0 | 0 | 0 | 0 | 0 | 0 | 0 | 0 | 0 | 0 |
| Montérégie | 0 | 0 | 0 | 0 | 0 | 0 | 50 | 15 | 0 | 0 | 0 | 0 | 0 | 0 | 0 | 0 | 0 | 0 |
| Province of/de Québec | 394 | 0 | 0 | 0 | 0 | 1 | 725 | 237 | 371 | 4 | 1 | 0 | 1 | 0 | 381 | 14 | 204 | 12 |
| Ottawa P.H.L. | 55 | 1 | 0 | 0 | 1 | 0 | 0 | 0 | 0 | 0 | 0 | 0 | 0 | 0 | 0 | 0 | 0 | 0 |
| CHEO/HEEO - Ottawa | 110 | 0 | 0 | 0 | 0 | 0 | 110 | 50 | 110 | 0 | 0 | 0 | 0 | 0 | 110 | 1 | 0 | 0 |
| Kingston | 21 | 0 | 0 | 0 | 0 | 0 | 21 | 7 | 21 | 1 | 0 | 0 | 0 | 0 | 20 | 0 | 0 | 0 |
| Toronto Medical Laboratory | 93 | 0 | 0 | 0 | 0 | 0 | 46 | 11 | 46 | 0 | 0 | 0 | 0 | 0 | 46 | 0 | 46 | 1 |
| C.P.H.L. - Toronto | 331 | 1 | 0 | 0 | 3 | 0 | 157 | 26 | 130 | 0 | 0 | 0 | 0 | 0 | 130 | 0 | 0 | 0 |
| Sick Kids/Hospital - Toronto | 117 | 1 | 0 | 0 | 1 | 0 | 117 | 33 | 117 | 0 | 0 | 0 | 1 | 1 | 117 | 0 | 117 | 5 |
| Sunnybrook & Women's College HSC | 20 | 0 | 0 | 0 | 0 | 0 | 20 | 1 | 20 | 1 | 0 | 0 | 0 | 0 | 20 | 0 | 20 | 1 |
| Sault Ste. Marie | 10 | 0 | 0 | 0 | 0 | 0 | 10 | 0 | 0 | 1 | 0 | 0 | 0 | 0 | 10 | 0 | 0 | 0 |
| Timmins | 42 | 0 | 0 | 0 | 0 | 0 | 6 | 1 | 6 | 1 | 0 | 0 | 0 | 0 | 6 | 0 | 0 | 0 |
| St. Joseph's - London | 23 | 0 | 0 | 0 | 1 | 0 | 23 | 10 | 23 | 0 | 0 | 0 | 0 | 0 | 23 | 1 | 23 | 1 |
| London P.H.L. | 83 | 0 | 0 | 0 | 0 | 0 | 100 | 41 | 74 | 3 | 0 | 0 | 0 | 0 | 74 | 0 | 0 | 0 |
| Orillia P.H.L. | 22 | 0 | 0 | 0 | 1 | 0 | 32 | 9 | 32 | 1 | 0 | 0 | 0 | 0 | 32 | 0 | 0 | 0 |
| Windsor | 61 | 0 | 0 | 0 | 0 | 0 | 61 | 13 | 61 | 0 | 0 | 0 | 0 | 0 | 61 | 1 | 0 | 0 |
| Thunder Bay | 10 | 0 | 0 | 0 | 0 | 0 | 1 | 1 | 10 | 0 | 0 | 0 | 0 | 0 | 10 | 0 | 0 | 0 |
| Sudbury P.H.L. | 8 | 0 | 0 | 0 | 0 | 0 | 8 | 0 | 8 | 0 | 0 | 0 | 0 | 0 | 8 | 0 | 0 | 0 |
| Hamilton P.H.L. | 148 | 0 | 0 | 0 | 0 | 0 | 22 | 8 | 0 | 0 | 0 | 0 | 0 | 0 | 0 | 0 | 0 | 0 |
| Peterborough P.H.L. | 16 | 0 | 0 | 0 | 0 | 0 | 16 | 8 | 15 | 0 | 0 | 0 | 0 | 0 | 15 | 0 | 0 | 0 |
| Province of/de l'Ontario | 1170 | 3 | 0 | 0 | 7 | 0 | 750 | 219 | 673 | 8 | 0 | 0 | 1 | 1 | 682 | 3 | 206 | 8 |
| Manitoba | 108 | 1 | 0 | 0 | 1 | 0 | 54 | 2 | 51 | 4 | 0 | 0 | 0 | 0 | 51 | 0 | 0 | 0 |
| Regina | 84 | 0 | 0 | 0 | 0 | 0 | 83 | 4 | 83 | 3 | 0 | 0 | 2 | 0 | 83 | 3 | 83 | 4 |
| Saskatoon | 29 | 0 | 0 | 0 | 0 | 0 | 29 | 2 | 29 | 0 | 0 | 0 | 0 | 1 | 29 | 0 | 29 | 1 |
| Province of/de la Saskatchewan | 113 | 0 | 0 | 0 | 0 | 0 | 112 | 6 | 112 | 3 | 0 | 0 | 2 | 1 | 112 | 3 | 112 | 5 |
| Province of/de l'Alberta | 337 | 2 | 0 | 0 | 3 | 0 | 337 | 33 | 337 | 22 | 0 | 0 | 0 | 0 | 337 | 8 | 337 | 36 |
| Prairies | 558 | 3 | 0 | 0 | 4 | 0 | 503 | 41 | 500 | 29 | 0 | 0 | 2 | 1 | 500 | 11 | 449 | 41 |
| British Columbia/Colombie-Britannique | 105 | 1 | 0 | 0 | 1 | 0 | 116 | 15 | 116 | 2 | 1 | 0 | 2 | 0 | 116 | 6 | 116 | 8 |
| CANADA | 2318 | 7 | 0 | 0 | 13 | 1 | 2151 | 519 | 1695 | 44 | 2 | 0 | 6 | 2 | 1710 | 34 | 975 | 69 |

Also available at: <http://www.phac-aspc.gc.ca/bid-bmi/dsd-dsm/rvdi-divr/index-eng.php>
 Aussi disponible sur le site: <http://www.phac-aspc.gc.ca/bid-bmi/dsd-dsm/rvdi-divr/index-fra.php>

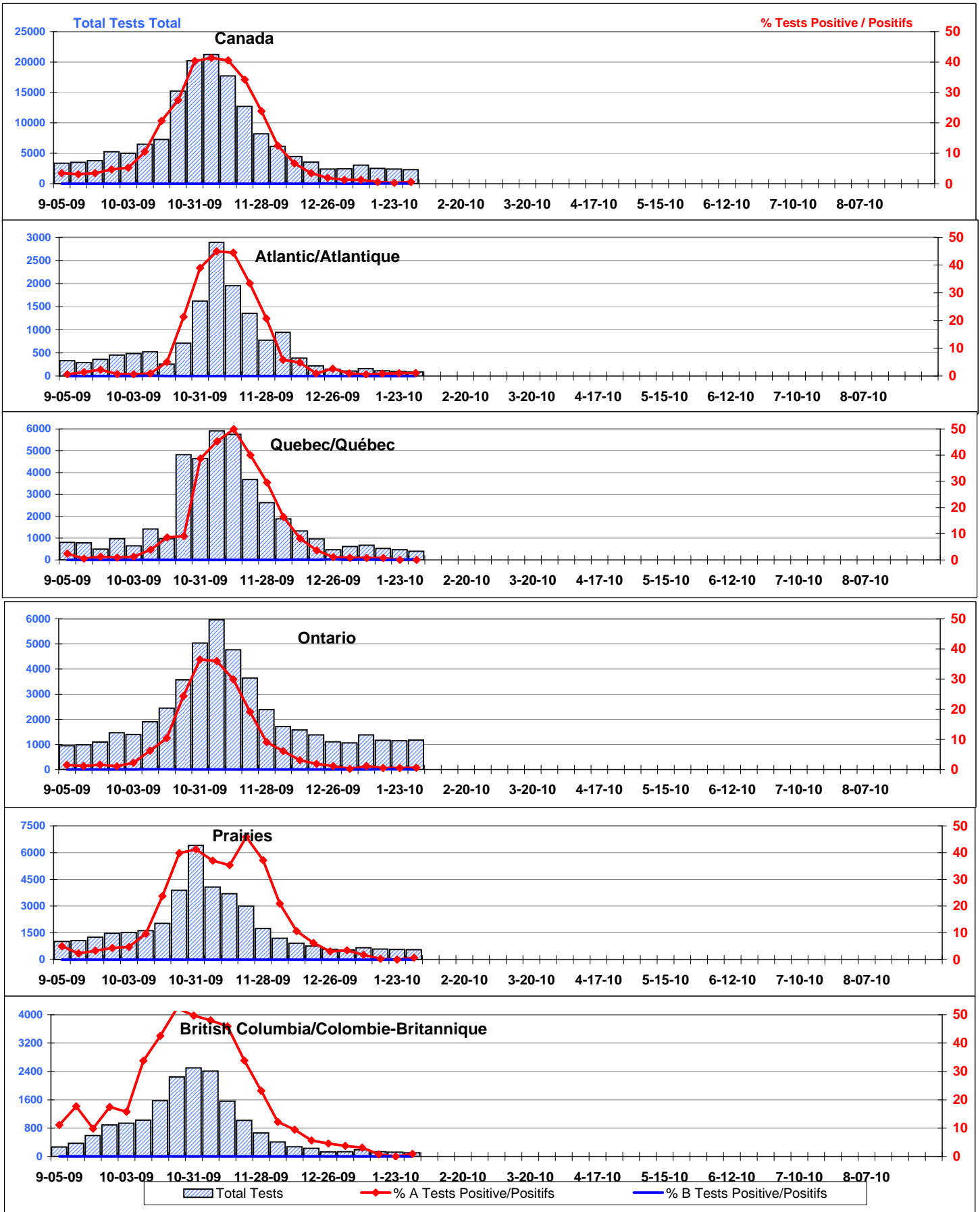
Table 2/Tableau 2
 Respiratory Virus Detections/Isolations for the period August 30, 2009 -January 30, 2010
 Détection/isolement de virus des voies respiratoires pour la période du 30 août, 2009- 30 janvier, 2010
 (Reporting Weeks / Code hebdomadaire 200935-201004)

| Reporting Laboratory Laboratoire rapporteur | Flu/Grippe Test | Flu/Grippe AH1 Pos.Sw. | Flu/Grippe AH1 Pos. | Flu/Grippe AH3 Pos. | Flu/Grippe A Pos.(all) | Flu/Grippe B Pos. | R.S.V. Test | R.S.V. Pos. | PIV Test | PIV 1 Pos. | PIV 2 Pos. | PIV 3 Pos. | PIV 4 Pos. | Other/Autre PIV Pos. | Adeno Test | Adeno Pos. | hMPV Test | hMPV Pos. |
|------------------------------------------------|--------------------|---------------------------|------------------------|------------------------|---------------------------|----------------------|----------------|----------------|-------------|---------------|---------------|---------------|---------------|-------------------------|---------------|---------------|--------------|--------------|
| Newfoundland./Terre-Neuve | 3167 | 951 | 0 | 0 | 951 | 0 | 328 | 9 | 255 | 10 | 2 | 0 | 0 | 0 | 299 | 2 | 0 | 0 |
| Prince Edward Island./Île-du-Prince-Édouard | 596 | 96 | 0 | 0 | 97 | 0 | 44 | 1 | 2 | 0 | 0 | 0 | 0 | 0 | 2 | 0 | 0 | 0 |
| Nova Scotia/Nouvelle-Écosse | 3903 | 751 | 0 | 0 | 784 | 0 | 1197 | 28 | 237 | 2 | 0 | 0 | 0 | 0 | 243 | 1 | 18 | 0 |
| New Brunswick/Nouveau-Brunswick | 6624 | 1835 | 1 | 1 | 1856 | 1 | 393 | 0 | 551 | 7 | 5 | 1 | 0 | 0 | 556 | 6 | 25 | 0 |
| Atlantic/Atlantique | 14290 | 3633 | 1 | 1 | 3688 | 1 | 1962 | 38 | 1045 | 19 | 7 | 1 | 0 | 0 | 1100 | 9 | 43 | 0 |
| Région Nord-Est | 322 | 0 | 0 | 0 | 0 | 0 | 278 | 38 | 0 | 0 | 0 | 0 | 0 | 0 | 0 | 0 | 0 | 0 |
| Québec-Chaudière-Appalaches | 902 | 0 | 0 | 0 | 0 | 0 | 1923 | 169 | 1273 | 39 | 14 | 1 | 6 | 0 | 1587 | 48 | 1139 | 3 |
| Centre-du-Québec | 572 | 0 | 0 | 0 | 0 | 0 | 1197 | 257 | 159 | 0 | 0 | 0 | 0 | 0 | 185 | 15 | 0 | 0 |
| Montréal-Laval | 2326 | 0 | 0 | 0 | 0 | 0 | 7898 | 1113 | 6236 | 129 | 37 | 11 | 7 | 0 | 6553 | 191 | 2768 | 48 |
| Ouest du Québec | 227 | 0 | 0 | 0 | 0 | 0 | 465 | 159 | 0 | 0 | 0 | 0 | 0 | 0 | 0 | 0 | 0 | 0 |
| Montérégie | 0 | 0 | 0 | 0 | 0 | 0 | 454 | 133 | 0 | 0 | 0 | 0 | 0 | 0 | 0 | 0 | 0 | 0 |
| Province of/de Québec | 40825 | 10643 | 1 | 44 | 10688 | 8 | 12215 | 1869 | 7668 | 168 | 51 | 12 | 13 | 0 | 8325 | 254 | 3907 | 51 |
| Ottawa P.H.L. | 2213 | 309 | 0 | 0 | 462 | 0 | 0 | 0 | 0 | 0 | 0 | 0 | 0 | 0 | 0 | 0 | 0 | 0 |
| CHEO/HEEO - Ottawa | 3428 | 621 | 0 | 0 | 621 | 1 | 3430 | 162 | 3430 | 1 | 4 | 1 | 0 | 0 | 3430 | 15 | 0 | 0 |
| Kingston | 1430 | 68 | 0 | 0 | 347 | 0 | 1430 | 17 | 1236 | 17 | 5 | 0 | 0 | 0 | 1429 | 7 | 0 | 0 |
| Toronto Medical Laboratory | 4595 | 511 | 0 | 0 | 518 | 0 | 647 | 136 | 645 | 1 | 5 | 0 | 1 | 1 | 645 | 14 | 360 | 4 |
| C.P.H.L. - Toronto | 14336 | 934 | 0 | 0 | 2096 | 4 | 6659 | 96 | 6400 | 171 | 80 | 14 | 11 | 0 | 6400 | 45 | 0 | 0 |
| Sick Kids/Hospital - Toronto | 3979 | 426 | 0 | 0 | 427 | 1 | 3479 | 336 | 3479 | 3 | 3 | 8 | 1 | 61 | 3979 | 2 | 3479 | 21 |
| Sunnybrook & Women's College HSC | 843 | 0 | 1 | 0 | 62 | 0 | 847 | 11 | 843 | 11 | 4 | 1 | 0 | 0 | 893 | 0 | 843 | 3 |
| Sault Ste. Marie | 515 | 0 | 0 | 0 | 40 | 0 | 515 | 0 | 505 | 9 | 1 | 2 | 0 | 0 | 515 | 0 | 21 | 0 |
| Timmins | 2565 | 416 | 0 | 0 | 702 | 0 | 572 | 6 | 572 | 6 | 1 | 0 | 1 | 0 | 572 | 2 | 246 | 0 |
| St. Joseph's - London | 1455 | 0 | 0 | 0 | 266 | 0 | 1481 | 42 | 1441 | 1 | 2 | 2 | 0 | 0 | 1441 | 3 | 1311 | 4 |
| London P.H.L. | 1833 | 0 | 0 | 0 | 422 | 0 | 1850 | 152 | 1824 | 67 | 23 | 3 | 0 | 0 | 1824 | 15 | 0 | 0 |
| Orillia P.H.L. | 1269 | 1 | 0 | 0 | 197 | 0 | 1279 | 29 | 1279 | 41 | 19 | 1 | 0 | 0 | 1279 | 12 | 0 | 0 |
| Windsor | 2237 | 0 | 0 | 0 | 385 | 0 | 2237 | 75 | 2237 | 74 | 22 | 3 | 0 | 0 | 2237 | 13 | 0 | 0 |
| Thunder Bay | 958 | 4 | 1 | 0 | 68 | 0 | 97 | 2 | 958 | 1 | 1 | 0 | 0 | 0 | 958 | 2 | 0 | 0 |
| Sudbury P.H.L. | 767 | 0 | 0 | 0 | 135 | 0 | 769 | 2 | 767 | 12 | 3 | 0 | 0 | 0 | 771 | 2 | 0 | 0 |
| Hamilton P.H.L. | 3948 | 258 | 0 | 0 | 949 | 0 | 332 | 41 | 0 | 0 | 0 | 0 | 0 | 0 | 0 | 0 | 0 | 0 |
| Peterborough P.H.L. | 923 | 0 | 0 | 0 | 200 | 0 | 852 | 40 | 747 | 16 | 3 | 4 | 0 | 0 | 747 | 3 | 0 | 0 |
| Province of/de l'Ontario | 47294 | 3548 | 2 | 0 | 7897 | 6 | 26476 | 1147 | 26363 | 431 | 176 | 39 | 14 | 62 | 27120 | 135 | 6260 | 32 |
| Manitoba | 8399 | 1788 | 0 | 0 | 1915 | 0 | 3090 | 12 | 3034 | 45 | 0 | 0 | 1 | 0 | 3039 | 33 | 0 | 0 |
| Regina | 7710 | 1987 | 0 | 1 | 2147 | 0 | 5283 | 13 | 5281 | 105 | 5 | 4 | 2 | 0 | 5283 | 24 | 5283 | 15 |
| Saskatoon | 1818 | 311 | 0 | 0 | 451 | 0 | 1422 | 8 | 1441 | 0 | 0 | 0 | 0 | 52 | 1441 | 11 | 1409 | 12 |
| Province of/de la Saskatchewan | 9528 | 2298 | 0 | 1 | 2598 | 0 | 6705 | 21 | 6722 | 105 | 5 | 4 | 2 | 52 | 6724 | 35 | 6692 | 27 |
| Province of/de l'Alberta | 21304 | 5757 | 2 | 5 | 5863 | 0 | 21304 | 157 | 21304 | 434 | 0 | 0 | 0 | 0 | 21304 | 142 | 21304 | 195 |
| Prairies | 39231 | 9843 | 2 | 6 | 10376 | 0 | 31099 | 190 | 31060 | 584 | 5 | 4 | 3 | 52 | 31067 | 210 | 27996 | 222 |
| British Columbia/Colombie-Britannique | 17797 | 5804 | 0 | 1 | 6370 | 0 | 5158 | 51 | 5158 | 67 | 29 | 3 | 28 | 0 | 5158 | 33 | 5158 | 50 |
| CANADA | 159437 | 33471 | 6 | 52 | 39019 | 15 | 76910 | 3295 | 71294 | 1269 | 268 | 59 | 58 | 114 | 72770 | 641 | 43364 | 355 |

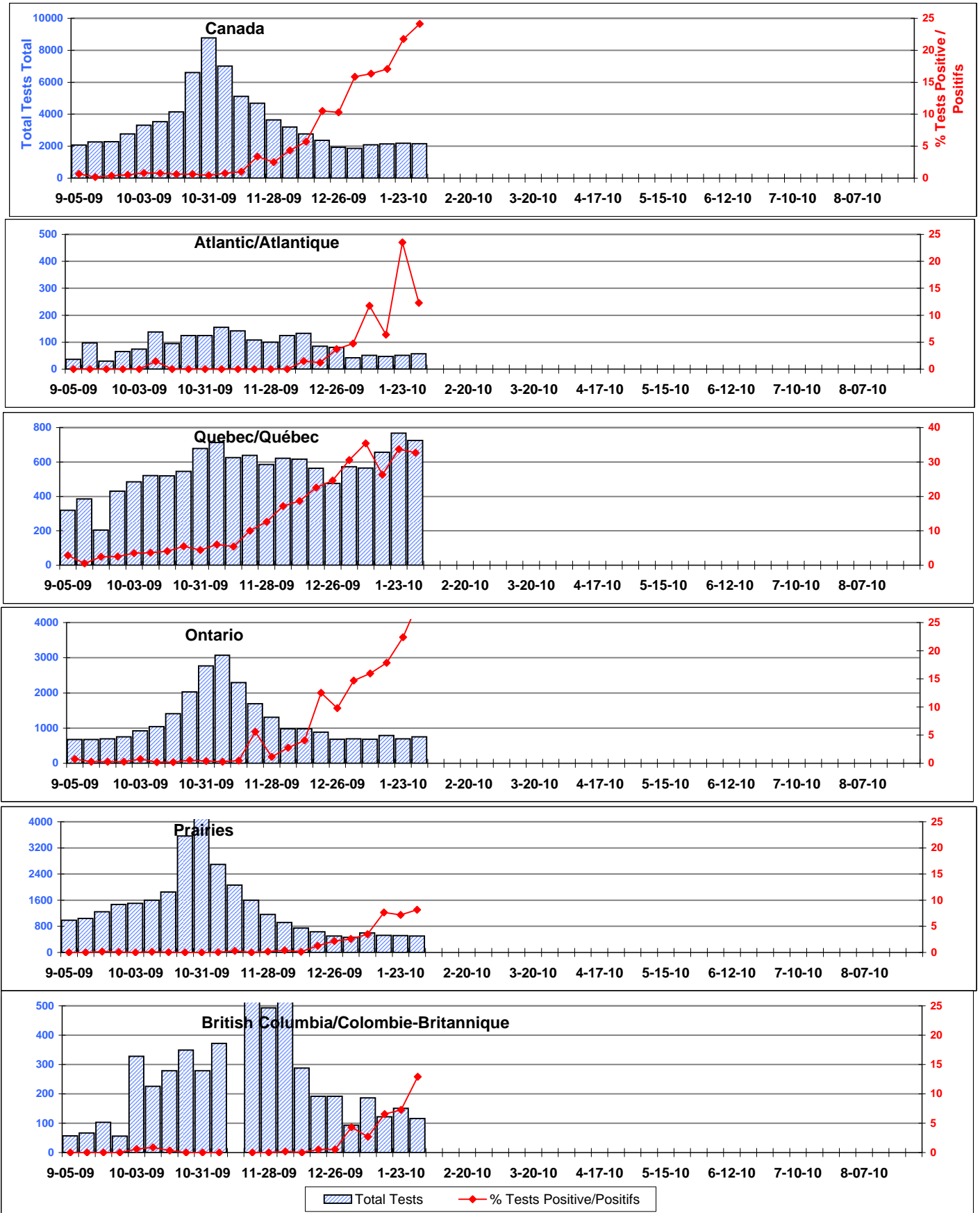
Also available at: <http://www.phac-aspc.gc.ca/bid-bmi/dsd-dsm/rvdi-divr/index-eng.php>

Aussi disponible sur le site: <http://www.phac-aspc.gc.ca/bid-bmi/dsd-dsm/rvdi-divr/index-fra.php>

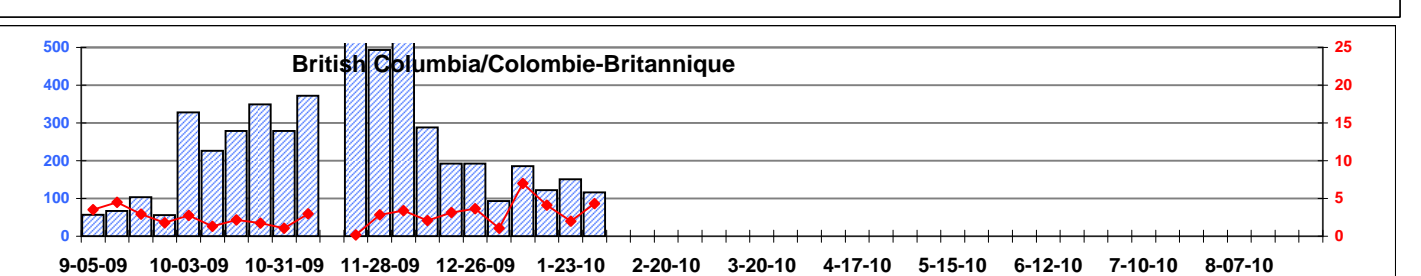
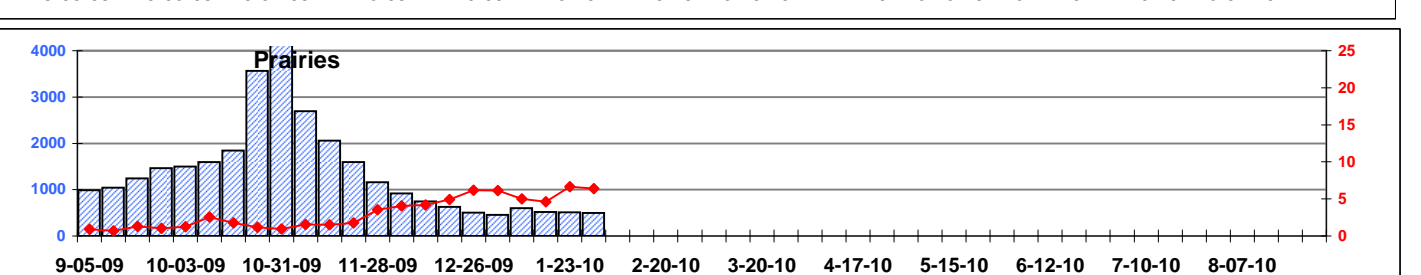
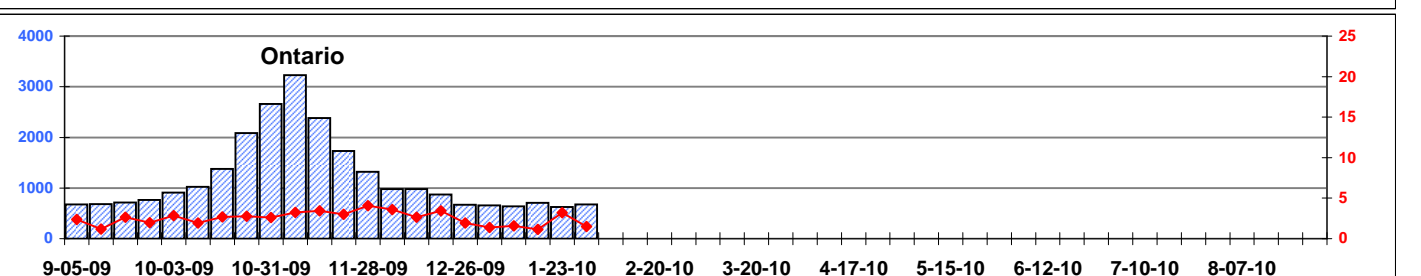
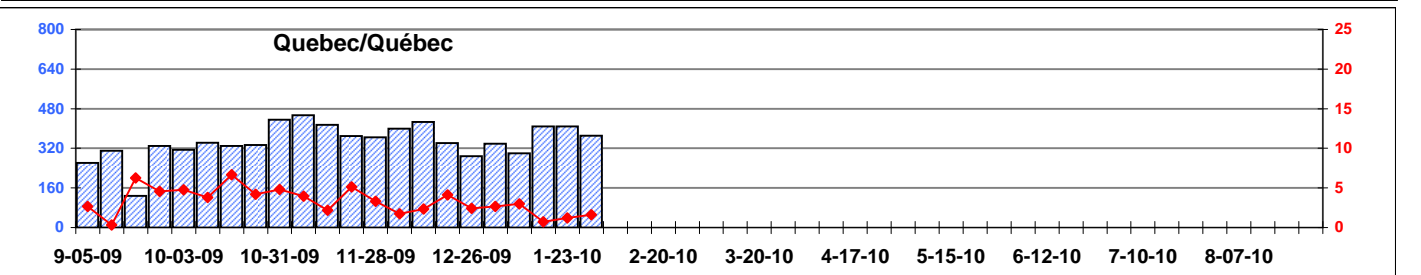
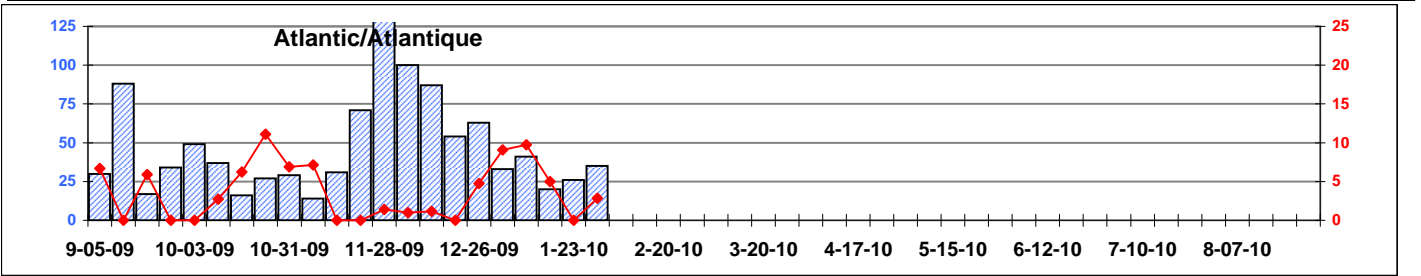
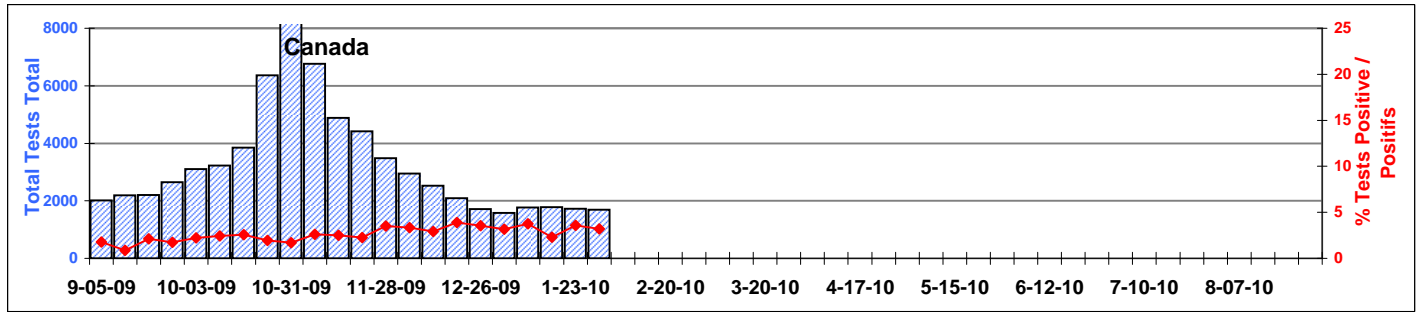
Positive Influenza Tests (%) in Canada by Region by Week of Report
 Détection du virus grippal au Canada, tests positifs (%) par région
 par semaine de déclaration



Positive RSV Tests (%) in Canada by Region by Week of Report
 Détection du virus respiratoire syncytial au Canada, tests positifs (%) par région
 par semaine de déclaration

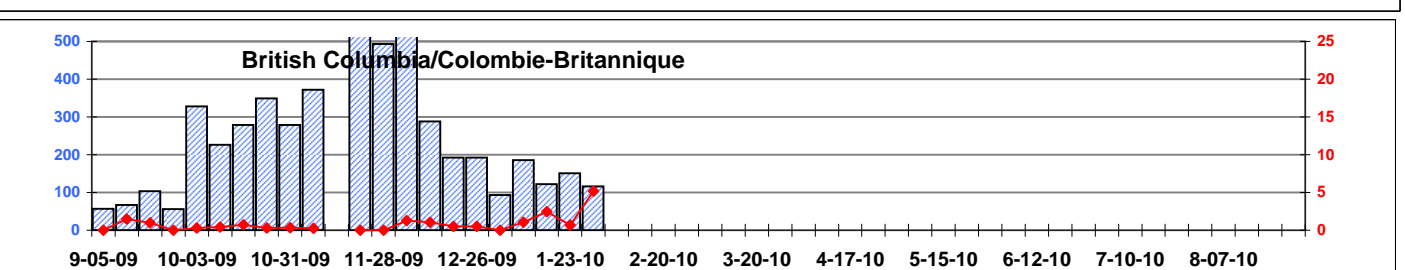
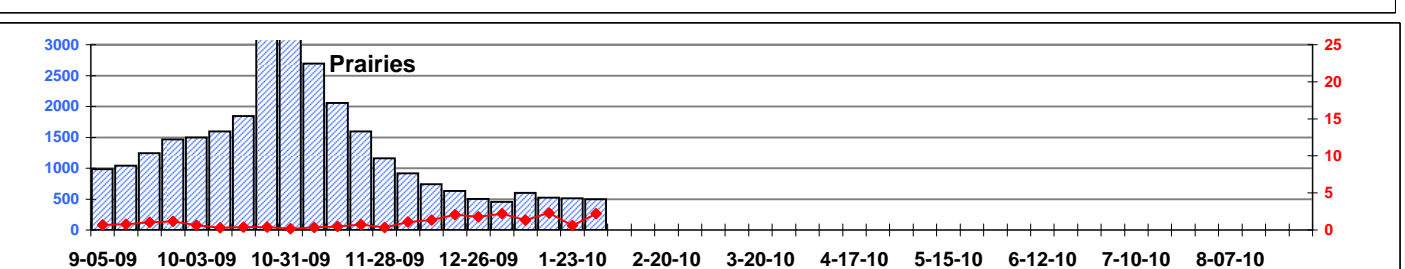
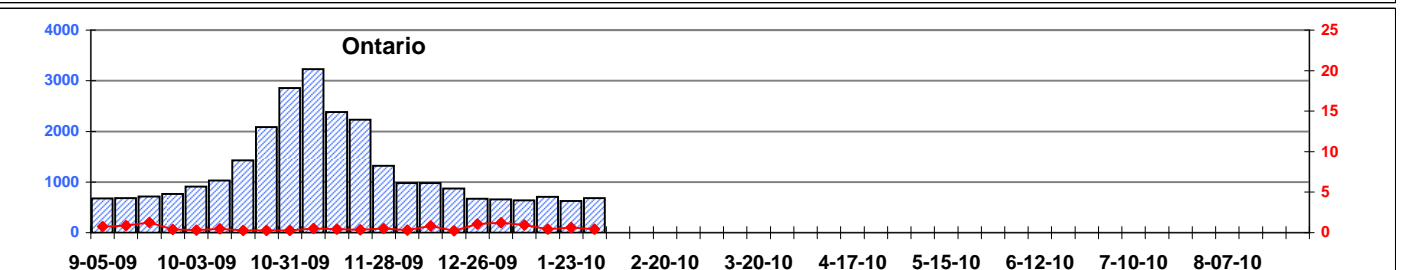
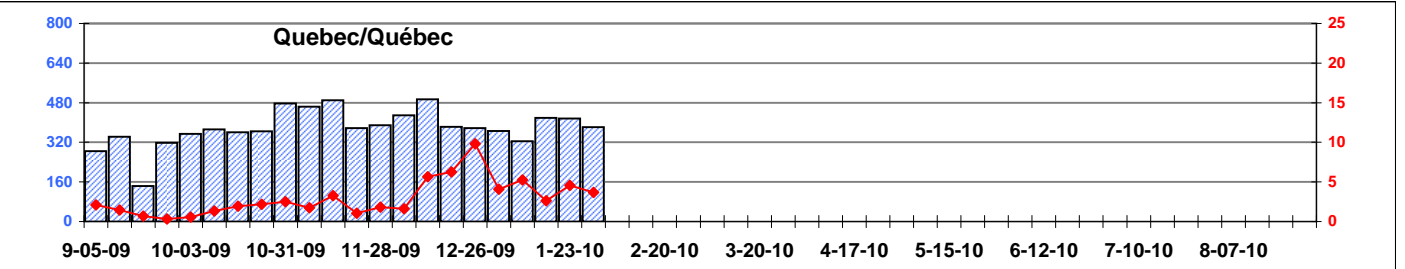
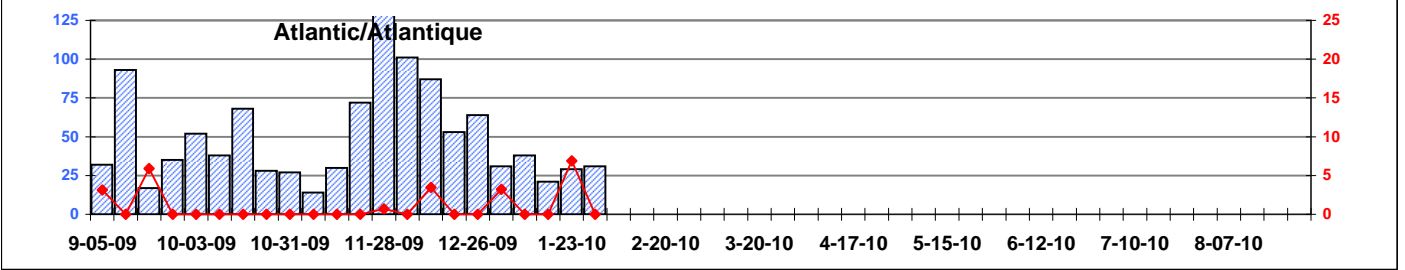
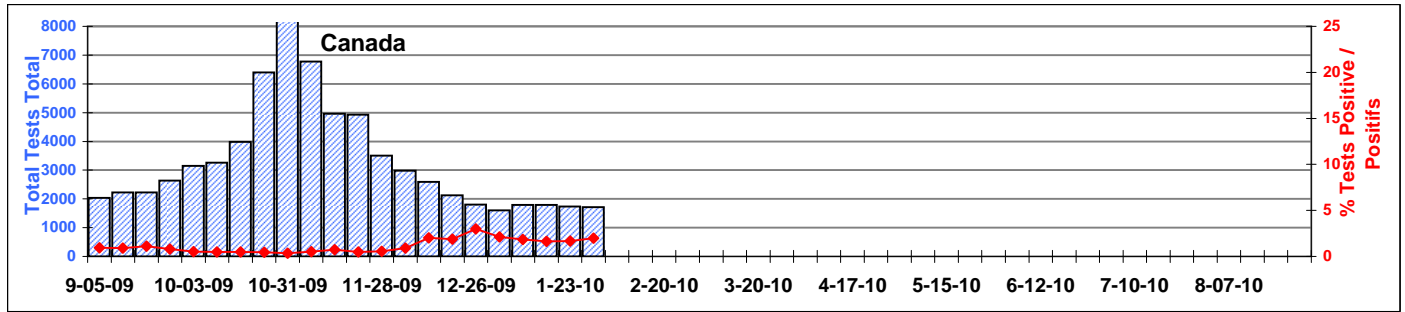


Positive Parainfluenza Tests (%) in Canada by Region by Week of Report
 Détection du virus parainfluenzal au Canada, tests positifs (%) par région
 par semaine de déclaration



Total tests
 % Tests Positive/Positifs

Positive Adenovirus Tests (%) in Canada by Region by Week of Report
 Détection du virus adénovirus au Canada, tests positifs (%) par région
 par semaine de déclaration



Total Tests
 % Tests Positive/Positifs